

Merlin[®]

making magic

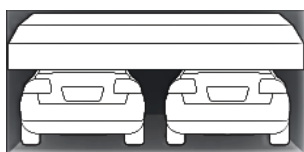


MT5580P

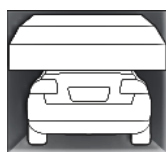
The World's most popular Garage Door Opener*

With its powerful AC motor and dual speed drive sprocket this opener has been engineered to open sectional doors quickly or tilt doors slowly. Capable of opening modern or older doors up to 20.0m² effortlessly, it's no wonder this is the world's most popular opener.

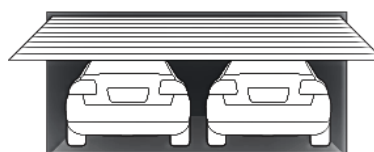
DOOR TYPES: for sectional and tilt garage doors up to 20.0m²



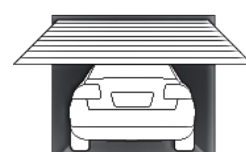
Double Sectional



Single Sectional



Double Tilt



Single Tilt

KEY BENEFITS:

Drive System

Industrial strength chain system with one piece pole.

Accessories Included

This opener features two handheld mini transmitters and a wireless wall button. Illustrations are provided in the 'Kit Contents' section. See the reverse page for some optional accessories.

Dual Speed

The MT5580P can be configured to run faster for sectional door openers or slower for tilt door openers. Compatible with older one-piece doors.

24V Accessory Output

Allows easy installation of wired accessory devices directly to the opener's power supply terminals.

Courtesy lighting

40 Watt light illuminates your garage when the opener is activated.

Standard Merlin safety features

Automatic Safety Reverse

With its automatic safety function your garage door will stop and reverse automatically if obstructed going down or stop if obstructed going up. Your door can also be stopped and locked at any height for ventilation.

Automatic Force Sensing

Equipped with automatic force sensing, with each operation the garage door opener monitors and adjusts the force needed to open your garage door.

Manual Release

In case of power failure you can simply activate the manual release to open your garage door.

Warranty

Backed by a full 2 year / 5,000 cycle unit warranty and 5 year / 15,000 cycle motor warranty* we stand behind our products with an after sales support team and service that we believe to be the best in the industry. We can offer this warranty because of our global quality standards, manufacturing quality and continuous improvement processes.

*Conditions Apply

KIT CONTENTS:



1 x Powerhead



2 x Three channel key ring mini-transmitters C945



Wireless wall button CM128

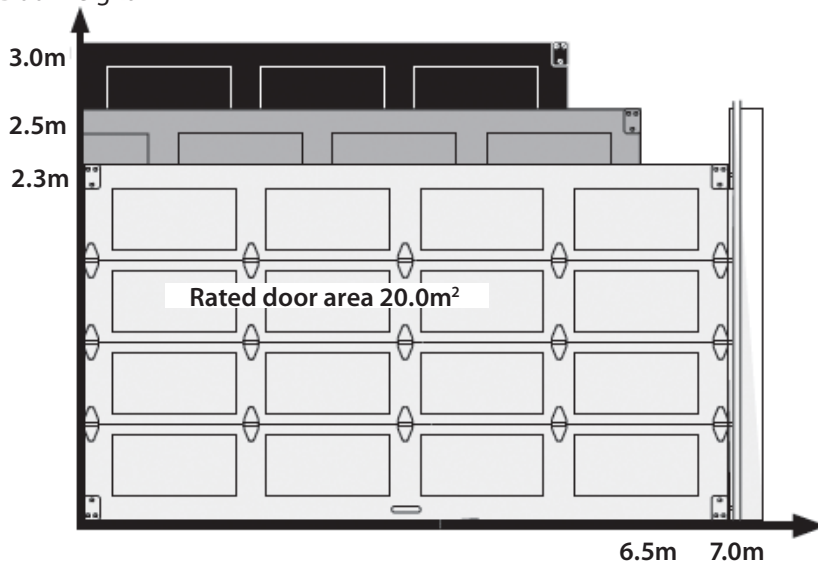
SPECIFICATIONS:

- 240V AC motor with thermal overload protection
- Input voltage: 240V AC
- Rated door area: 20.0m²
- Pulling force: 800N
- One piece pole and chain drive system
- Dual speed sprocket: sectional door speed or tilt door speed
- 24V accessory output
- 433.92 MHz AM radio with Chamberlain Peak Detect™ rolling code technology
- Up to 8 memory registers
- Garage illumination: 240V/Max. 40 Watt E27

* Model platform



Door height

**DOOR SPECIFICATIONS:**

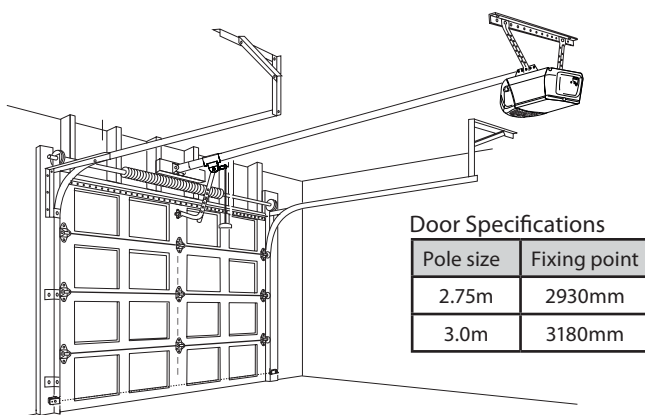
- Maximum lifting under spring tension–20 Kgs
- Suitable for steel and timber spring balanced doors
- Maximum lifting height (with extensions) 3.5m

DOOR OPENING AND CLOSING TIMES

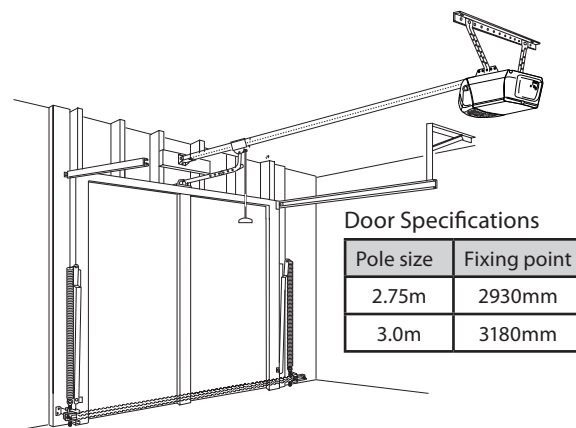
16 seconds fast
21 seconds slow

16 seconds fast
21 seconds slow

Based on a
2.3m high door

TYPICAL INSTALLATION - SECTIONAL DOOR**Door Specifications**

| Pole size | Fixing point |
|-----------|--------------|
| 2.75m | 2930mm |
| 3.0m | 3180mm |

TYPICAL INSTALLATION - TILT DOOR**Door Specifications**

| Pole size | Fixing point |
|-----------|--------------|
| 2.75m | 2930mm |
| 3.0m | 3180mm |

OPTIONAL ACCESSORIES

Motion detecting
control panel
C198



Wall or visor mounted
single channel
transmitter
C940



4 channel
mini-transmitter
CM844



Protector System
safety beam
sensors
C77



Wireless open
door monitor
CLDM1ANZ



Wireless
Keypad
C840

...making magic

Merlin is one of a group of brand names owned and managed by the Chamberlain Group, the world's largest manufacturer of garage door openers.

As a manufacturer of some of the world's most reliable and efficient products in our market, we are determined to build on our reputation as the industry leader by exceeding our customer's expectations, providing exceptional products and services.

Our preoccupation with quality not only applies to manufacturing. We insist on high performance standards in every aspect of our business, placing quality at the forefront of everything we do in the understanding that each of us is accountable for ensuring we achieve our quality objectives.

CHAMBERLAIN®**Chamberlain ANZ****Australia:** T: 1800 638 234 F: 1800 888 121**New Zealand:** T: 0800 653 667 F: 0800 653 663

E: sales@chamberlainanz.com W: go-merlin.com

™ **Trademark of The Chamberlain Group, Inc.**® **Registered Trademark of the Chamberlain Group, Inc.**© **2012 The Chamberlain Group, Inc.**

M0412S015 Specifications are subject to change without prior notice.